A Letter from Ms. Royer
OMS-OHS Choirs | March 31st, 2020

Note from Ms. Royer:

Dear students,

Greetings! I hope you are doing well and staying healthy! Great work on your assignments posted prior to spring break. If you have not completed the assignments in full, please do so as soon as possible. **Starting Monday, April 13th, students are able to drop off paper assignments at the school if you do not have online access.** Please know that I miss seeing and teaching each and every one of you on a daily basis. We are living in a time right now that no one ever expected and that no one has ever experienced before. Continue to find the joy and positives of each day and use this time to refocus, to be open-minded, and to continue to learn in new ways. Nothing will ever replace in-person teaching and choral music, but we will use this time to continue to grow and learn as best we can. All the best to you during this time and don't forget to make music part of each day!

Sincerely,
Ms. Royer

Assignments: Three separate assignments posted to Google Classroom AND available for pickup at the school. School pickup hours begin Monday, April 13th.

- Assignment #4 - Due Friday, April 17th
- Assignment #5 - Due Friday April 24th
- Assignment #6 - Due Friday, May 1st
- *All posted at the same time so students can work at their own pace*

Submission of Assignments:
Students may submit their assignments at the school, on Google Classroom, or through email. Please email Ms. Royer at **orvl_hroyer@tccsa.net**

Google Classroom Codes: Join your choir class on Google Classroom to access online materials.
6th Grade Choir: vtjwh3q
8th Grade Choir: s5axext
Concert Choir: wa53bgb
Women's Choir: kllkmma
Symphonic Choir: mu5ordg

Office Hours and Assignment Help:

- Ms. Royer will be available for online "office hours" where you can speak with her virtually and ask any questions you may have.
- **Office Hours:** Monday-Friday 9-10am AND 12-1pm
- To speak with Ms. Royer online…
    - You must log onto Google Classroom and look for an announcement titled "Office Hours."
    - Look at today's date, and click the appropriate link.
    - After clicking the appropriate link, you must select "join meeting."

Email Ms. Royer at **orvl_hroyer@tccsa.net**
Ms. Royer will be checking/responding to email and Google Classroom every day.

Symphonic Choir - April 13-17

1. Complete a "voice placement meeting" with Ms. Royer if you are a freshman, sophomore, or junior.

- Since we may not have the opportunity to return to school this year, we must do online "voice placement meetings" for choir next year. Instead of using the word "audition," I use "voice placement meeting" because it's a little less scary!
- *If you do not have online access, we will schedule a voice placement meeting in person when we receive the governor's directive to open things up again.*

What you will need:

- Access to Google Classroom
- Files titled: Ascending Ladies Warm Ups, Descending Ladies Warm Ups, Ascending Gents Warm Ups, and Descending Gents Warm Ups.
- File titled: Voice Placement Sight Reading

Directions:

- Please record yourself singing along with both ascending and descending warm up tracks. You may use Google Phone or the recording app on your Chromebook.
- Please also record yourself singing the sight reading exercise. Read the voice part that you usually read in class.
- Submit both files under the assignment titled "Voice Placement Meetings." You may also email them to Ms. Royer.
- Practice your exercises first so that you feel comfortable when recording. Sight reading tip: sing do-do before you start singing so that you can get used to what all your pitches sound and feel like. Good luck!

2. Musical Scavenger Hunt: Hush! Somebody's Callin' My Name.

What you will need:

- A copy of "Hush! Somebody's Callin' My Name"
- A copy of the scavenger hunt questions

Directions:

- Use your music to answer the questions on the scavenger hunt form.
- Submit your scavenger hunt at OHS or you may take a picture and email Ms. Royer/upload it to Google Classroom

Symphonic Choir - April 20-24

1. Ear Training Exercises

- These exercises will help you hear intervals and solfege syllables better in class!

What you will need:

- Access to Google Classroom
- File titled: Ear training #1
- A copy of Ear Training #1 Answer Sheet

Directions:

- Listen to the file titled "Ear Training #1." You will hear Ms. Royer sing a pattern of notes. Each pattern always starts on DO.
- Write down the pattern of notes that you hear. Refer to the example printed at the top of your page.
- Submit your answer sheet at OHS or you may take a picture and email Ms. Royer/upload it to Google Classroom

2. Musical Scavenger Hunt: Weep No More

What you will need:

- A copy of "Weep No More"
- A copy of the scavenger hunt questions

Directions:

- Use your music to answer the questions on the scavenger hunt form.

Symphonic Choir - April 27-May 1

1. Ear Training Exercises

- These exercises will help you hear intervals and solfege syllables better in class!

What you will need:

- Access to Google Classroom
- File titled: Ear training #2
- A copy of Ear Training #2 Answer Sheet

Directions:

- Listen to the file titled "Ear Training #2." You will hear Ms. Royer sing a pattern of notes. Each pattern always starts on DO.
- Write down the pattern of notes that you hear. Refer to the example printed at the top of your page.

2. Musical Scavenger Hunt: Fa Una Canzona

What you will need:

- A copy of "Fa Una Canzona"
- A copy of the scavenger hunt questions

Directions:

- Use your music to answer the questions on the scavenger hunt form.

Years of Peace

(Class B District Mixed)

Unknown

C. M. Shearer



Copyright © 2003, CMS Publications, Silver Lake, OH

Name: _____

Ear Training #1 Answer Sheet

Directions:

Listen to the recording titled "Ear Training #1." You will hear Ms. Royer sing a pattern of notes. Each pattern starts on DO.

Write down each pattern you hear.

Example: 1. d m s

1.

2.

3.

4.

5.

6.

Name: _____

Ear Training #2 Answer Sheet

Directions:

Listen to the recording titled "Ear Training #2." You will hear Ms. Royer sing a pattern of notes. The first pattern starts on DO, however, the other patterns don't *necessarily* start on DO.

Write down each pattern you hear.

Example: 1. d m s

1.

2.

3.

4.

5.

6.

Name: _____

Directions: Use your music for "Hush! Somebody's Callin' My Name!" to answer the following questions.

1. What is the arranger's name?

   Answer: _____

2. Who is the piece of music dedicated to?

   Answer: _____

3. What is the performance time? (aka, how long does it take to sing this piece?)

   Answer: _____

4. How many crescendos are in the whole piece?

   Answer: _____

5. How many decrescendos are in the whole piece?

   Answer: _____

6. Find the word in the song that is followed by an asterisk *. What is that word?

   Answer: _____

7. Find the asterisk * located at the bottom of a page.
   Then, finish the sentence: "The s is often ____."

   Answer: _____

8. Write the two measure numbers that have repeat signs in them.

   Answer: _____

Name: _____

Directions: Use your music for "Weep No More" to answer the following questions.

1. This piece is adapted from a poem. Who is the poet?

Answer: _____

2. Who is the composer of this piece?

Answer: _____

3. How many times does the time signature **change** on page 5?

Answer: _____

4. Find the word "cantabile" printed somewhere in the music. State which measure you find it in.

Answer: _____

5. Find the word "poco piu" printed somewhere in the music. State which measure you find it in.

Answer: _____

6. Find the asterisks * in the music. They lead you to a printed note on that page. What does the printed note say?

Answer: _____

7. Use Google to look up the definitions for "cantabile" and "poco piu." State the definitions here:

Cantabile: _____

Poco piu: _____

Name: _____

Directions: Use your music for "Fa Una Canzona" to answer the following questions.

1. What is the English translation for the title of the song?

Answer: _____

2. What is a "canzonetta?"

Answer: _____

3. Who is the composer, and what years was he alive?

Answer: _____

4. In what measures does it say "refrain?"

Answer: _____

5. How many times does the time signature **change** on the first page?

Answer: _____

6. How much does this piece of music cost?

Answer: _____

7. Compare the first and the second page. Find which words are the same on each page. Give a range of measure numbers to tell me which measures have the same words.
(Example: m.1-5 and m. 8-10)

Answer: _____

Canzonetta - a short, light vocal piece in the style of the 17th century (Italian).

FA UNA CANZONA

(Sing Me A Song)

A Canzonetta for Four-Part Chorus, *a cappella*

English version by A.P.

1550 - 1605
ORAZIO VECCHI

"B♭ Major"

Quickly and rhythmically

SOPRANO
ALTO

TENOR
BASS

1. Fa u - na can - zo - na sen - za no - te ne - re,
1. Sing me a song with not a note of sad - ness!

Se mai bra - ma - sti la mia gra - zia ha - ve - re:
When all the pain of love drives me to mad - ness:

Refrain

Fal - la d'un tuo - nó ch'in - vi - ta al dor - mi - re, Dol - ce -
Sing me to sleep with a sweet se - re - nad - ing, Oh, so

men - te, Dol - ce - men - te fa - cen - do - la fi - ni - re.
gen - tly, Oh, so gen - tly from sound to si - lence fad - ing.

© 1955 LAWSON-GOULD MUSIC PUBLISHERS, INC.
© Renewed 1983 and Assigned to WB MUSIC CORP.
All Rights Reserved including Public Performance for Profit

LG00556



Alfred
alfred.com
LG00556
$1.95 in USA
7 83556 00033 4

Weep No More

Adapted from a poem by John Keats

David N. Childs



It is illegal to duplicate this piece by photocopying or any other means.
Those violating the copyright will be punished to the full extent of the law.
© Copyright 2010 for ALL COUNTRIES by Santa Barbara Music Publishing, Inc.
Printed in the U.S.A.


9
tear! The flow'r will bloom an -
div.
unis.
tear! The flow'r will bloom an -
tear! The flow'r will bloom an -
tear! The flow'r will bloom an -
13
mf
oth - er year. Shed no
mf
oth - er year. Shed no
mf
oth - er year. Shed no
mf
oth - er year. Shed no
mp


15
tear, O shed no tear! The
tear. O shed no tear! The
tear, O shed no tear! The
tear! Shed no tear! The
17
flow'r will bloom an - oth - er year.
div.
unis.
flow'r will bloom an - oth - er year.
flow'r will bloom an - oth - er year.
flow'r will bloom an - oth - er year.


21
mp
Shed no tear!
mp
Shed no tear!
mp
Shed no tear!
div. mp
unis.
Shed no tear!
25
div.
Shed no
Shed no tear!
Shed no
Shed no tear!
Shed no tear!


tear!
Shed no tear!
tear!
Shed no tear!
cantabile
37
SA unis.
mp
Weep no more, O weep no more, O
TB unis.
mp
Weep no more, O weep no more, O


41
weep no more!
Weep no more, O
weep no more!
Weep no more,
weep no more!
Weep no more, O
weep no more!
Weep no more,
weep no more, O weep no more!
O weep no more, O weep no more!
weep no more, O weep no more!
O weep no more, O weep no more!


45
mf
Dry your eyes, O dry your eyes, For
Dry your eyes, O dry your eyes, For
Dry your eyes, O dry your eyes, For
Dry your eyes, O dry your eyes, For
I was taught in par - a - dise.
I was taught in par - a - dise.
I was taught in par - a - dise.
I was taught in par - a - dise.


49
Dry your eyes, O dry your eyes, For
Dry your eyes, O dry your eyes,
Dry your eyes, O dry your eyes, For
Dry your eyes, O dry your eyes,


51
I was taught in par - a - dise
For I was taught in par - a - dise
I was taught in par - a - dise
For I was taught in par - a - dise


54
poco più f
To
ease
my breast of
poco più f
To
ease
my breast of
poco più f
To
ease
my breast of
poco più f
mf
mel - o - dies.
To
mf
mel - o - dies.
To
mf
mel - o - dies.
To
mf
To


57
ease my breast of mel - o - dies.
div.
ease my breast of mel - o - dies.
ease my breast of mel - o - dies.
ease my breast of mel - o - dies.
60
mp
Weep no more, O weep no more, O
unis.
mp
Weep no more, O weep no more, O
mp
Weep
mp
Weep
p


64
p
weep no more!
Weep no more, O
weep no more!
Weep no more,
no more!
Weep
no more!
Weep
meno p


weep no more, O weep no more!
O weep no more, O weep no more!
no more!
no more!



* *SSA divide into three equal parts*




rit.
p a tempo
rall.
pp

Dedicated to my wife, Murdice

HUSH! SOMEBODY'S CALLIN' MY NAME

S.A.T.B., unaccompanied

TRADITIONAL SPIRITUAL

Arranged by
BRAZEAL W. DENNARD



Performance time: approx. 3:30

© Copyright MCMLXXXVI, SHAWNEE PRESS, INC., Delaware Water Gap, PA 18327
International Copyright Secured All Rights Reserved

COPYING IS ILLEGAL



* In Negro dialect, the *s* is often dropped.

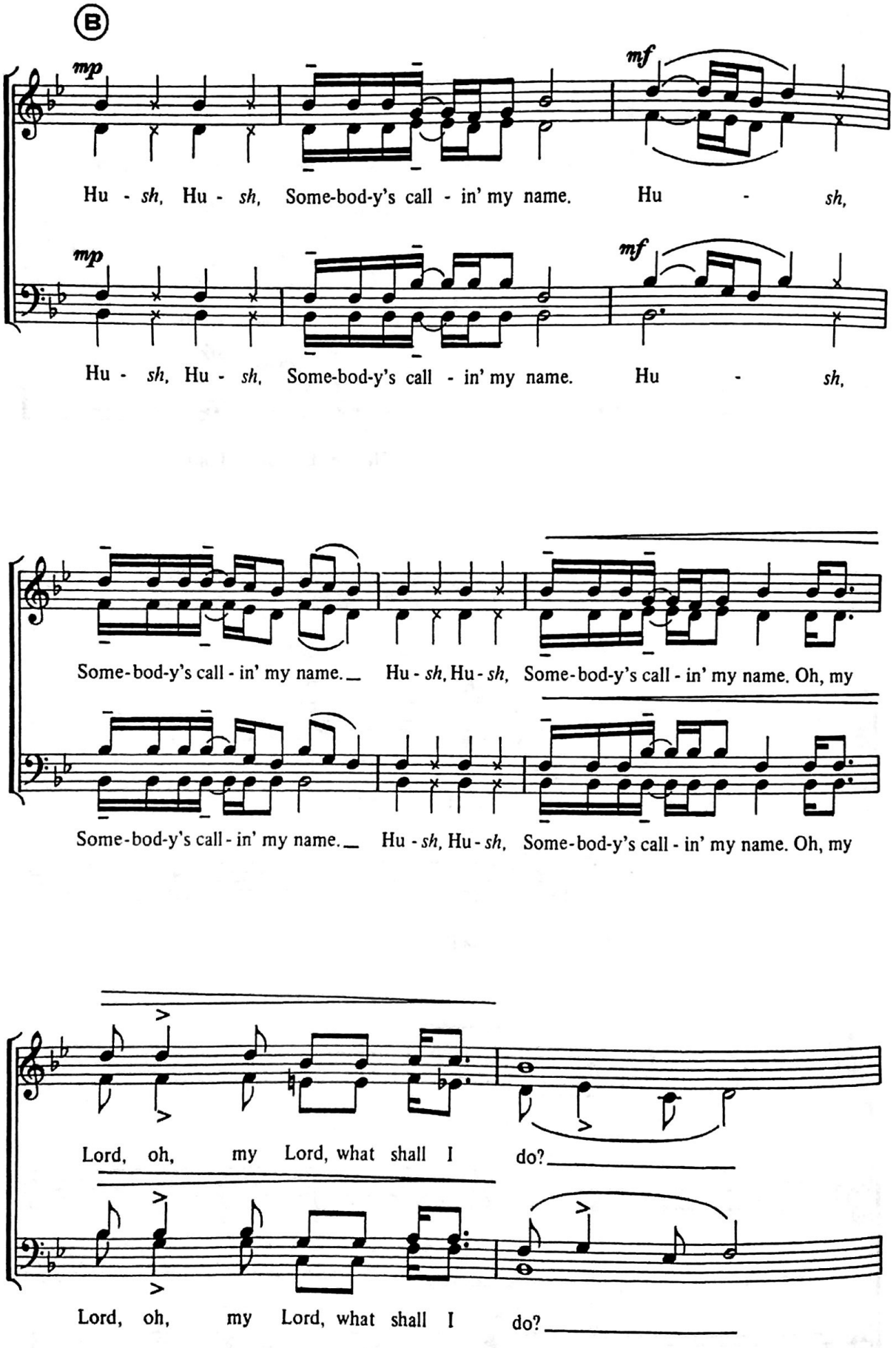
B
mp
mf
Hu - sh, Hu - sh, Some-bod-y's call - in' my name. Hu - sh,
mp
mf
Hu - sh, Hu - sh, Some-bod-y's call - in' my name. Hu - sh,
Some-bod-y's call - in' my name. Hu - sh, Hu - sh, Some-bod-y's call - in' my name. Oh, my
Some-bod-y's call - in' my name. Hu - sh, Hu - sh, Some-bod-y's call - in' my name. Oh, my
Lord, oh, my Lord, what shall I do?
Lord, oh, my Lord, what shall I do?

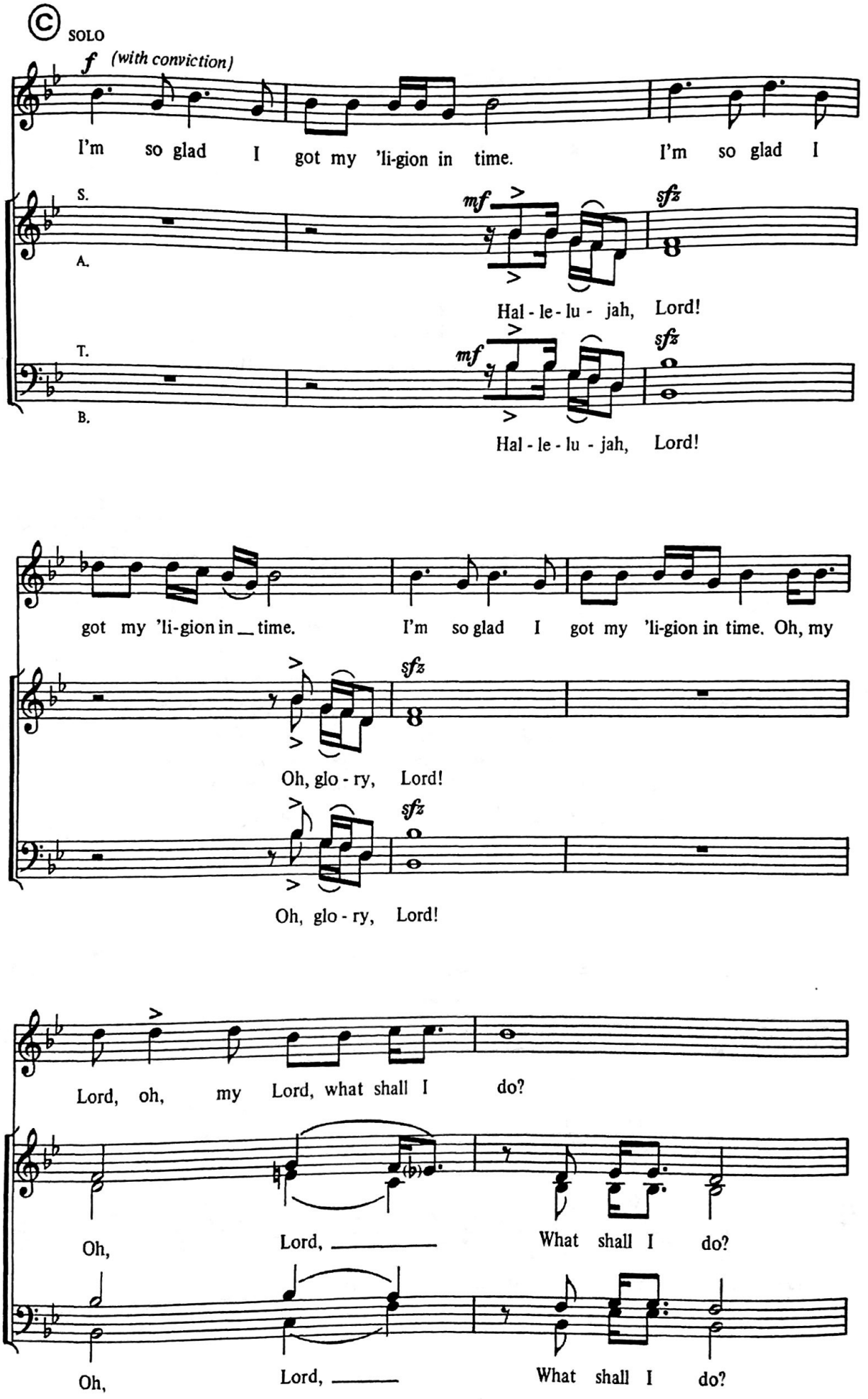
C
SOLO
f (with conviction)
I'm so glad I got my 'li-gion in time. I'm so glad I
S.
A.
mf
sfz
Hal - le - lu - jah, Lord!
T.
B.
mf
sfz
Hal - le - lu - jah, Lord!
got my 'li-gion in time. I'm so glad I got my 'li-gion in time. Oh, my
sfz
Oh, glo - ry, Lord!
sfz
Oh, glo - ry, Lord!
Lord, oh, my Lord, what shall I do?
Oh, Lord, What shall I do?
Oh, Lord, What shall I do?


D
mp
mf
Hu - sh, Hu - sh, Some-bod-y's call - in' my name. Hu - sh,
mp
mf
Hu - sh, Hu - sh, Some-bod-y's call - in' my name. Hu - sh,


Some-bod-y's call - in' my name. Hu - sh, Hu - sh, Some-bod-y's call - in' my name. Oh, my
Some-bod-y's call - in' my name. Hu - sh, Hu - sh, Some-bod-y's call - in' my name. Oh, my


Lord, oh, my Lord, what shall I do?
Lord, oh, my Lord, what shall I do?

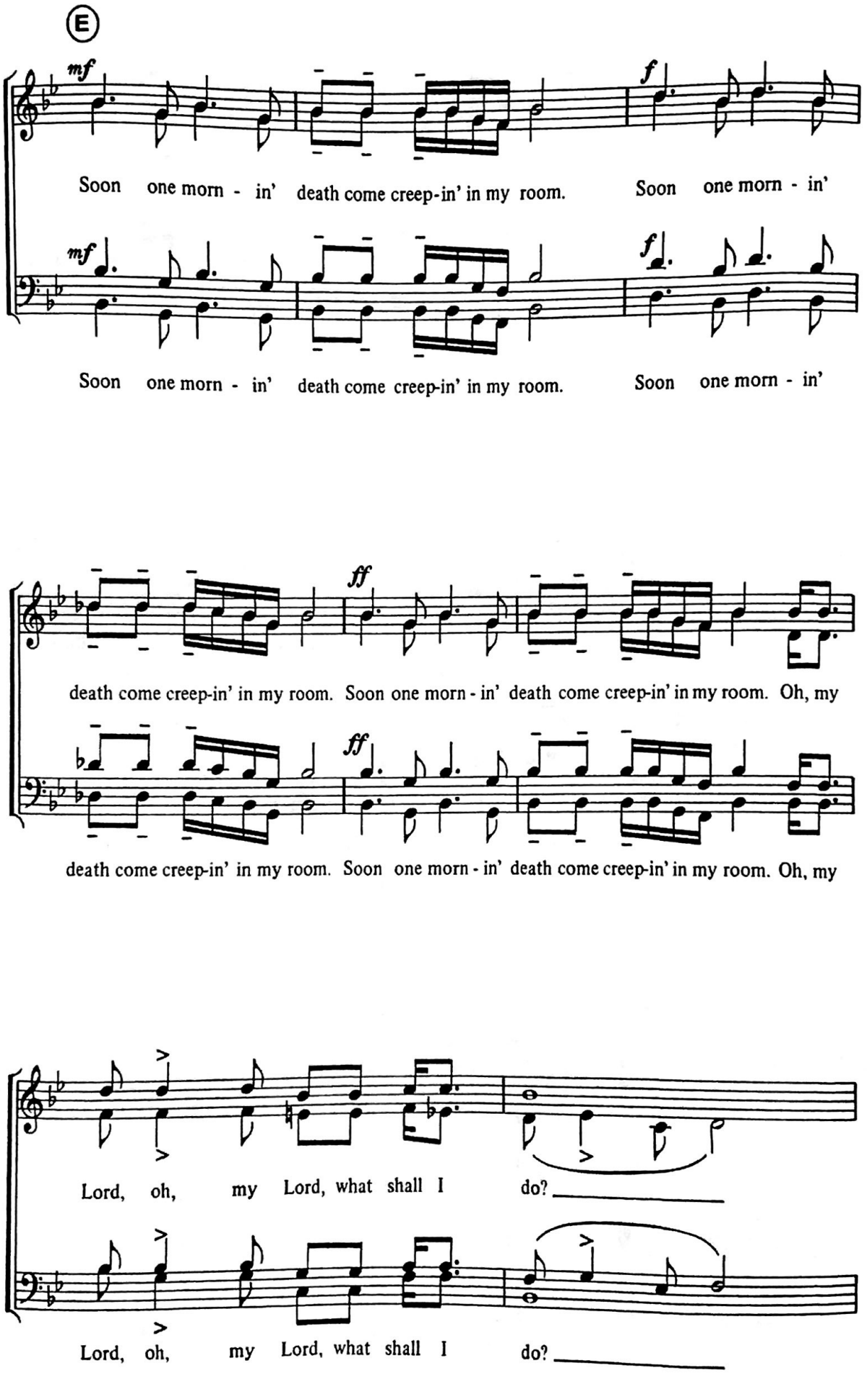
E
mf
f
Soon one morn - in' death come creep-in' in my room. Soon one morn - in'
mf
f
Soon one morn - in' death come creep-in' in my room. Soon one morn - in'
ff
death come creep-in' in my room. Soon one morn - in' death come creep-in' in my room. Oh, my
ff
death come creep-in' in my room. Soon one morn - in' death come creep-in' in my room. Oh, my
Lord, oh, my Lord, what shall I do?
Lord, oh, my Lord, what shall I do?



7 47510 01019 7

Jordan Music Engravers