

Dear Kindergarten Grade EL Families,

Our school is following guidelines provided by the State of Ohio, the Ohio Department of Education, and the Governor as it relates to exercising caution in regards to the COVID-19.

You will find several activities attached to the letter that can be used for student practice. Our goal is to maintain student skills that have already been taught this school year. With this practice, students will be able to return to school and pick-up where they left off.

The following activities that are included in this packet for week 7

- Cut and build short e cvc words pg. 1
- Cut and paste the matching picture after blending the word. Pg. 2

The following activities that are included in this packet for week 8

- Cut and build short i cvc words pg. 3
- Cut and paste the matching picture after blending the word. Pg.4

The following activities that are included in this packet for week 9

- Cut and build short o cvc words pg. 5
- Cut and paste the matching picture after blending the word. Pg. 6

If you have any questions please feel free to email me at [myersb@mail.orrville.k12.oh.us](mailto:myersb@mail.orrville.k12.oh.us)

Thank you,  
Mrs. Holmes

Estimadas familias de Kindergarten Grade EL,

Nuestra escuela sigue las pautas proporcionadas por el Estado de Ohio, el Departamento de Educación de Ohio y el Gobernador en relación con el ejercicio de la precaución con respecto al COVID-19.

Encontrará varias actividades adjuntas a la carta que pueden usarse para la práctica de los estudiantes. Nuestro objetivo es mantener las habilidades de los estudiantes que ya se han enseñado este año escolar. Con esta práctica, los estudiantes podrán regresar a la escuela y continuar donde lo dejaron.

Las siguientes actividades que se incluyen en este paquete para la semana 4

- Cortar y construir palabras cortas de cvc
- Corta y pega la imagen correspondiente después de combinar la palabra.

Las siguientes actividades que se incluyen en este paquete para la semana 5

- Cortar y construir palabras cortas de cvc
- Corta y pega la imagen correspondiente después de combinar la palabra.

Las siguientes actividades que se incluyen en este paquete para la semana 6

- Cortar y construir palabras cortas de e cvc
- Corta y pega la imagen correspondiente después de combinar la palabra.

Si tiene alguna pregunta, no dude en enviarme un correo electrónico a [myersb@mail.orrville.k12.oh.us](mailto:myersb@mail.orrville.k12.oh.us)


Gracias,  
Señora Holmes

Name: \_\_\_\_\_

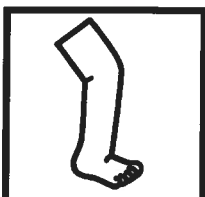
©Tara West



Directions: Build the CVC word.



--	--	--



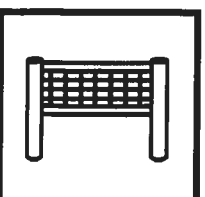
--	--	--




--	--	--



--	--	--



--	--	--



--	--	--

p t e

l g e

t n e

e r d

t n e

e h n

Read and Draw:

pen

Glue onto the back of sheet.


Name: \_\_\_\_\_

©Tara West



Directions: Cut and paste the matching picture.


**mug**




**mom**




**jam**




**pot**




**hit**






**bed**



**tub**



**sad**




Name: \_\_\_\_\_

©Tara West



Directions: Build the CVC word.



--	--	--



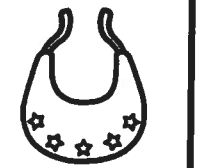
--	--	--



--	--	--



--	--	--



--	--	--



--	--	--

l p i

i b b

n f i

i m x

w g i

h t i

Read and Draw:

pig

Glue onto the back of sheet.


Name: \_\_\_\_\_

©Tara West




Directions: Cut and paste the matching picture.


**tux**



**cop**



**ham**




**tug**




**pen**






**hot**



**hat**



**win**




Name: \_\_\_\_\_


©Tara West



Directions: Build the CVC word.



--	--	--



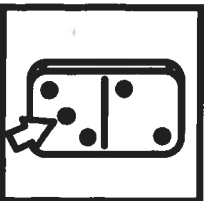
--	--	--



--	--	--



--	--	--



--	--	--



--	--	--

r

b

o

o

x

b

o

p

p

g

o

d

t

d

o

m

m

o

Read and Draw:

fox

Glue onto the back of sheet.


Name: \_\_\_\_\_

©Tara West




Directions: Cut and paste the matching picture.


**sub**



**fan**




**cat**




**hen**




**fox**



**pop**



**sun**



**mix**

