

"YOU ARE NOT MY BOSS!"

Matilda is **bossy**. She tells everyone in school what to do. One day she told me to pick up her paper. "You are not my boss," I said. She **stared** at me with a mean look on her face. Matilda was a **bully** too. She was mean until she got her way. But I was not going to let her tell me what to do. She told me again to pick up her paper. I still said no. She said, "Ethan, if you do not pick up my paper, I will **scream**." I was not scared. I still said no. Matilda's face turned red, but she did not scream. It felt good to stand up to the bossy Matilda. She never told me what to do **again**.

Understand It!

Answer the following questions after reading:

1. What was the problem?
 - a. Matilda is bossy
 - b. Ethan is bossy
 - c. Matilda lost her pencil
 - d. Matilda was nice
2. How did Ethan feel about Matilda?
 - a. she was nice
 - b. she was fun
 - c. she was bossy
 - d. she was kind
3. What was the main idea in the story?
 - a. playing at school
 - b. Matilda being bossy
 - c. Ethan being bossy
 - d. Ethan was a bully
4. What did Matilda want Ethan to do?
 - a. pick up her pencil
 - b. do her homework
 - c. pick up her marker
 - d. pick up her paper

WORD WORK Color the words in the passage that match each category below:



Words that start with a vowel



Words with 2 letters



Words with the short a/ sound



Words that start with /h/

VOCABULARY Copy the 5 bold words from the passage. Use context clues and what you know to define each word:

1	_____	_____
2	_____	_____
3	_____	_____
4	_____	_____
5	_____	_____

"MY CAT CAN TALK"

Understand It!

Answer the following questions after reading:

My cat is named Zoe. She is a very **special** cat because she can talk! I did not even know Zoe could talk until one day when I was in the kitchen. I went to grab a pan on the stove. I did not know it was very hot. Zoe yelled, "STOP, do NOT touch that!" I was **shocked**. I turned around to look at my cat. She just smiled with her **whiskers** up in the air. "Zoe, you can talk?" I asked. Zoe looked **shy**. Then she said, "Yes, but I was too scared to tell you." I told her that I was so **excited** she could talk. After that day Zoe never stopped talking. Now she is my best friend!

- Which event from the story can not happen in real life?
 - having a cat
 - burning your hand
 - a cat talking
 - a cat with whiskers
- What do most kids think about a cat who talks?
 - it is not cool
 - it is bad
 - it is very cool
 - they would not like it
- What happened before Zoe yelled, "STOP"?
 - she did not know the pan was hot
 - Zoe smiled
 - Zoe looked shy
 - Zoe was not scared
- What does yelled mean?
 - to whisper
 - to talk quiet
 - to laugh
 - to scream

WORD WORK Color the words in the passage that match each category below:



Words that end with a vowel



Words with 3 letters



Words with the short e/ sound



Words that start with /w/

VOCABULARY Copy the 5 **bold** words from the passage. Use context clues and what you know to define each word:

1	_____	_____
2	_____	_____
3	_____	_____
4	_____	_____
5	_____	_____

"save the sea turtles"

Sea turtles live in oceans all over the world. They have been on Earth for millions of years. But now some sea turtles are at **risk** of being extinct.

Extinct means that there would no longer be any sea turtles on Earth. Sea turtles crawl onto sandy beaches to lay their eggs. They **bury** the eggs in the sand. Once the eggs **hatch**, they **travel** back to the ocean. Many baby sea turtles do not survive this trip. People are trying to save the sea turtles. They **block** parts of the beach where eggs are found. They help keep the eggs safe. It is good to try and save the sea turtles!

Understand It!

Answer the following questions after reading:

1. What was a fact in the beginning of the text?
 - a. baby turtles hatch
 - b. they bury eggs
 - c. people save turtles
 - d. they live in oceans
2. What does survive mean?
 - a. to live
 - b. to crawl
 - c. to swim
 - d. to be extinct
3. What place does the text describe?
 - a. a river
 - b. a pond or swamp
 - c. a lake
 - d. the ocean
4. What does this text teach us?
 - a. how to catch turtles
 - b. turtles could be extinct
 - c. where to swim
 - d. how to pet turtles

Word Work Color the words in the passage that match each category below:



Words that start with /t/



Words that end with /y/



Words with the short /i/ sound



Words with 2 syllables

Vocabulary Copy the 5 bold words from the passage. Use context clues and what you know to define each word:

1 _____

2 _____

3 _____

4 _____

5 _____

Name: _____ Date: _____

Directions: Study the big rule and read the words in the box.
Read the story. Complete the activities below.

The BIG Rule:

When the vowel -e is at the end of a word, the first vowel makes the long vowel sound and says its name. The -e at the end of the word is silent.

alone	cone	cope	pole
tone	bone	nope	mope

Malone has a Temper

Malone has a temper. He gets mad very fast. He does not cope with new things well. The **tone** of his voice gets mad. He yells "NOPE!" again and again.

We all try to be nice to Malone. We give him **grace** and let things go. We try not to upset him. Sometimes we have to leave him alone to mope.

I saw Malone by the pole at recess. I walked by the red cone to check on him.

"Are you okay?" I asked Malone.

"NOPE!" he yelled. "I have a bone to pick with Hunter.

He took the only good ball. Now I have nothing to do."

"Well, did you ask if you can play with him?" I said.

"NOPE! He will not let me. I just know it," Malone said.

"You never know until you ask," I said as I walked away.

Malone went to ask. Soon I saw him playing with Hunter.



Hunt the Words!

Directions: Use the code to mark each word in the story.

Red- alone	Yellow- cone	Blue- cope	Brown- pole
Orange- tone	Green- bone	Purple- nope	Pink- mope

Vocabulary Master!

Directions: Find the words in bold inside the story. Read each sentence the words are in and study the picture. Write each word in bold on the lines below. Tell what each word means in the story.

1. _____
(Vocabulary Word) _____
(What the Word Means)

2. _____
(Vocabulary Word) _____
(What the Word Means)

Name: _____ Date: _____

Directions: Complete each sentence with a word from the word bank.

The BIG Rule:

When the vowel -e is at the end of a word, the first vowel makes the long vowel sound and says its name. The -e at the end of the word is silent.

alone	cone	cope	pole
tone	bone	nope	mope

1. Jones was scared to be left _____ in a room.
2. Our school raised the flag on the big _____ every morning.
3. My dog loved to chew on his _____ and then hide it in the yard.
4. My dad told me I better watch my _____ when I talk to him.
5. It was hard for Ava to _____ with missing her grandma.
6. When we went to the mall I got 3 scoops in my ice cream _____.
7. The only words my little sister can say are mom, dad, no, and _____.
8. Fannie liked to _____ any time her team lost a game.


Directions: Choose 3 words from the word bank. Write a sentence with each word.

1. _____


2. _____

3. _____

B I N G O



B I N G O



"The Magic Rock"

Understand It!

Answer the following questions after reading:

One day Katie was walking to school when she saw a purple rock. The rock was smooth and it looked special. Katie picked it up and put it in her pocket. At lunch she rubbed the rock. She **wished** for pizza. All of a **sudden** there was hot pizza on her plate! Katie was **surprised**. At **recess** she rubbed the rock again. This time she wished for a big rain storm to come. Right away the clouds came. The rain started **pouring** down on Katie and her friends. Katie knew she had a magic rock. She spent the rest of the day thinking of what she would wish for next. She was so excited!

- Which event from the story can not happen in real life?
 - finding a rock
 - eating pizza
 - a rain storm
 - a magic rock
- What do most kids think about having a magic rock?
 - it is not cool
 - it is scary
 - it is very cool
 - they would not like it
- What happened right before the rain came?
 - the clouds came
 - Katie ate pizza
 - Katie picked up a rock
 - Katie wished for pizza
- What does smooth mean?
 - big
 - soft
 - bumpy
 - hard

Word Work

Color the words in the passage that match each category below:



Words that end with a vowel



Words with 3 letters



Words with the short e/ sound



Words that start with /w/

Vocabulary

Copy the 5 bold words from the passage. Use context clues and what you know to define each word:

- _____
- _____
- _____
- _____
- _____

"Caden's LUCKY SNACK"

Caden can run really fast. He is much faster than all the kids in his school. He runs as fast as a cheetah. But Caden does not always run that fast. He has a **secret** that makes him go fast. He eats a **handful** of lucky peanuts to make him run fast. The peanuts have special powers. Only Caden and his mom know about his lucky peanuts. One day Caden **forgot** to eat his lucky peanuts before school. He was not the **fastest** runner that day. He was the slowest. His friends **teased** him. Caden was sad. He never forgot to eat a handful of lucky peanuts ever again!

Understand It!

Answer the following questions after reading:

- Which event from the story can not happen in real life?
 - peanuts make you run fast
 - running fast
 - eating peanuts
 - running slow
- What do most kids think about having a lucky snack?
 - it would be awesome
 - it would not be good
 - it would be bad
 - it would be scary
- What happened right before Caden was sad?
 - he ran fast
 - he ate peanuts
 - his friends teased him
 - he was the fastest
- What does slowest mean?
 - just a little slow
 - slower than everyone
 - fast
 - faster than everyone

WORD WORK Color the words in the passage that match each category below:



Words that end with a vowel



Words with 3 letters



Words with the short e/ sound



Words that start with /w/

VOCABULARY Copy the 5 bold words from the passage. Use context clues and what you know to define each word:

- _____
- _____
- _____
- _____
- _____

"WHY DO LIONS ROAR?"

Understand It!

Answer the following questions after reading:

Every lion **roars**. Most of the time they roar at night. That is because the air is thin and the roar can be heard from far away. There are two reasons why lions roar. They roar to **protect** their land and family. Male lions roar loud at night. They are telling other lions and animals to stay away. Lions roar to talk to one another. Every lion has a different roar **sound**, just like every human has a different voice. Mama lions have a **gentle** roar when they are with their cubs. Male lions use a **softer** roar when they are playing with cubs. Listening to a lion roar is amazing!

1. What was a fact in the beginning of the text?
 - a. mama lions roar loud
 - b. every lion roars
 - c. lions roar to talk
 - d. not every lion roars
2. What does voice mean?
 - a. how we talk
 - b. to not talk
 - c. to run
 - d. to jump
3. What place does the text describe?
 - a. in the day
 - b. in the morning
 - c. at night
 - d. at lunch
4. What does this text teach us?
 - a. why lions roar
 - b. how to catch a lion
 - c. how to feed a lion
 - d. how big lions are

WORD WORK Color the words in the passage that match each category below:



Words that start with /t/



Words that end with /y/



Words with the short /i/ sound



Words with 2 syllables

VOCABULARY Copy the 5 bold words from the passage. Use context clues and what you know to define each word:

1	_____	_____
2	_____	_____
3	_____	_____
4	_____	_____
5	_____	_____

Name: _____ Date: _____

Directions: Study the big rule and read the words in the box.
Read the story. Complete the activities below.

The BIG Rule:

When the vowel **-e** is at the end of a word, the first vowel makes the long vowel sound and says its name. The **-e** at the end of the word is silent.

nice	dime	fine	hide
nine	time	like	line

Math is Hard for Mike

Math is hard for Mike. He does not pick up on new math skills fast. His teacher, Mrs. Wills is nice. She says he will be fine. Mike does not think he will be fine. Mike thinks math should be a **crime**. He tries to hide from math. He can not tell time. He mixes up a penny and a dime. The number six always looks like a nine.

One day Mike was adding his math. The numbers looked like they were jumping off the page. "Mrs. Wills, I just cannot do math," Mike said with a **whine** and a cry. This time he sunk in his desk.

Mrs. Wills came to help. "I see what you did. I can help," she said. She drew a line so that the numbers stuck on the page. "When the numbers are in line, you can add them up!"

Now the numbers stopped jumping. Mike could see them just fine. He finished his work on time. Now Mike was fine.



Hunt
the
Words!

Directions: Use the code to mark each word in the story.

Red- nice	Yellow- dime	Blue- fine	Brown- hide
Orange- nine	Green- time	Purple- like	Pink- line

Vocabulary Master!

Directions: Find the words in bold inside the story. Read each sentence the words are in and study the picture. Write each word in bold on the lines below. Tell what each word means in the story.

1. _____ (Vocabulary Word) _____ (What the Word Means)

2. _____ (Vocabulary Word) _____ (What the Word Means)

Name: _____ Date: _____

Directions: Complete each sentence with a word from the word bank.

The BIG Rule:

When the vowel -e is at the end of a word, the first vowel makes the long vowel sound and says its name. The -e at the end of the word is silent.

nice	dime	fine	hide
nine	time	like	line

1. Miles was so excited to turn _____ years old tomorrow.
2. Ivy could never keep a good track of the _____.
3. Theo tried to _____ under his desk when his mom called.
4. Our class could never stand in a straight and perfect _____.
5. Miss Bine was a very _____ teacher because she liked to help.
6. I found a _____ and a four quarters under my bed.
7. When I woke up this morning I did not feel _____ at all.
8. I do not _____ to eat ham or bacon on my pizza.

Directions: Choose 3 words from the word bank. Write a sentence with each word.

1. _____

2. _____

3. _____




There are some foxes playing in the forest. 1 fox was playing by the log. 5 foxes are playing by the stream. 6 more foxes are playing in their den. How many foxes are playing all together?

$$\underline{\quad} \bigcirc \underline{\quad} \bigcirc \underline{\quad} = \underline{\quad}$$



Rocky Raccoon saw 4 butterflies, 6 dragon flies, and 5 bumble bees. How many insects did Rocky Raccoon see in all?

$$\underline{\quad} \bigcirc \underline{\quad} \bigcirc \underline{\quad} = \underline{\quad}$$



Sam the squirrel was hiding acorns. He hid 5 acorns by the creek, 3 acorns under a big rock, and 7 acorns under a leaf pile. How many acorns did he hide all together?

$$\underline{\quad} \bigcirc \underline{\quad} \bigcirc \underline{\quad} = \underline{\quad}$$



Billy Bear was looking for food. He found 5 acorns on the ground. Then he found 9 berries growing on the vine. Finally, he found 4 insects under a big leaf. How many things did Billy Bear find to eat in all?

$$\underline{\quad} \bigcirc \underline{\quad} \bigcirc \underline{\quad} = \underline{\quad}$$



Daisy the deer saw some flowers growing in the meadow. She saw 7 yellow flowers, 5 blue flowers, and 8 orange flowers. How many flowers did she see in all?

$$\underline{\quad} \bigcirc \underline{\quad} \bigcirc \underline{\quad} = \underline{\quad}$$

Addition Facts: Sums 10-20

Name: _____ Date: _____ Score: ____/3 min.

$\begin{array}{r} 10 \\ +8 \\ \hline \end{array}$	$\begin{array}{r} 5 \\ +5 \\ \hline \end{array}$	$\begin{array}{r} 2 \\ +9 \\ \hline \end{array}$	$\begin{array}{r} 6 \\ +5 \\ \hline \end{array}$	$\begin{array}{r} 8 \\ +9 \\ \hline \end{array}$	$\begin{array}{r} 9 \\ +6 \\ \hline \end{array}$	$\begin{array}{r} 6 \\ +6 \\ \hline \end{array}$	$\begin{array}{r} 3 \\ +10 \\ \hline \end{array}$
$\begin{array}{r} 10 \\ +6 \\ \hline \end{array}$	$\begin{array}{r} 7 \\ +7 \\ \hline \end{array}$	$\begin{array}{r} 8 \\ +8 \\ \hline \end{array}$	$\begin{array}{r} 5 \\ +7 \\ \hline \end{array}$	$\begin{array}{r} 9 \\ +6 \\ \hline \end{array}$	$\begin{array}{r} 1 \\ +10 \\ \hline \end{array}$	$\begin{array}{r} 9 \\ +7 \\ \hline \end{array}$	$\begin{array}{r} 8 \\ +3 \\ \hline \end{array}$
$\begin{array}{r} 4 \\ +9 \\ \hline \end{array}$	$\begin{array}{r} 7 \\ +8 \\ \hline \end{array}$	$\begin{array}{r} 5 \\ +9 \\ \hline \end{array}$	$\begin{array}{r} 7 \\ +8 \\ \hline \end{array}$	$\begin{array}{r} 9 \\ +2 \\ \hline \end{array}$	$\begin{array}{r} 6 \\ +5 \\ \hline \end{array}$	$\begin{array}{r} 2 \\ +10 \\ \hline \end{array}$	$\begin{array}{r} 7 \\ +9 \\ \hline \end{array}$
$\begin{array}{r} 7 \\ +7 \\ \hline \end{array}$	$\begin{array}{r} 8 \\ +8 \\ \hline \end{array}$	$\begin{array}{r} 10 \\ +4 \\ \hline \end{array}$	$\begin{array}{r} 8 \\ +3 \\ \hline \end{array}$	$\begin{array}{r} 5 \\ +10 \\ \hline \end{array}$	$\begin{array}{r} 8 \\ +5 \\ \hline \end{array}$	$\begin{array}{r} 3 \\ +9 \\ \hline \end{array}$	$\begin{array}{r} 10 \\ +9 \\ \hline \end{array}$
$\begin{array}{r} 5 \\ +8 \\ \hline \end{array}$	$\begin{array}{r} 5 \\ +6 \\ \hline \end{array}$	$\begin{array}{r} 7 \\ +10 \\ \hline \end{array}$	$\begin{array}{r} 2 \\ +10 \\ \hline \end{array}$	$\begin{array}{r} 6 \\ +9 \\ \hline \end{array}$	$\begin{array}{r} 6 \\ +6 \\ \hline \end{array}$	$\begin{array}{r} 4 \\ +7 \\ \hline \end{array}$	$\begin{array}{r} 7 \\ +6 \\ \hline \end{array}$
$\begin{array}{r} 9 \\ +3 \\ \hline \end{array}$	$\begin{array}{r} 10 \\ +10 \\ \hline \end{array}$	$\begin{array}{r} 9 \\ +9 \\ \hline \end{array}$	$\begin{array}{r} 7 \\ +4 \\ \hline \end{array}$	$\begin{array}{r} 4 \\ +8 \\ \hline \end{array}$	$\begin{array}{r} 7 \\ +5 \\ \hline \end{array}$	$\begin{array}{r} 8 \\ +9 \\ \hline \end{array}$	$\begin{array}{r} 6 \\ +8 \\ \hline \end{array}$
$\begin{array}{r} 3 \\ +9 \\ \hline \end{array}$	$\begin{array}{r} 7 \\ +5 \\ \hline \end{array}$	$\begin{array}{r} 8 \\ +3 \\ \hline \end{array}$	$\begin{array}{r} 9 \\ +5 \\ \hline \end{array}$	$\begin{array}{r} 7 \\ +8 \\ \hline \end{array}$	$\begin{array}{r} 8 \\ +8 \\ \hline \end{array}$	$\begin{array}{r} 9 \\ +9 \\ \hline \end{array}$	$\begin{array}{r} 10 \\ +4 \\ \hline \end{array}$
$\begin{array}{r} 5 \\ +6 \\ \hline \end{array}$	$\begin{array}{r} 8 \\ +3 \\ \hline \end{array}$	$\begin{array}{r} 6 \\ +7 \\ \hline \end{array}$	$\begin{array}{r} 7 \\ +4 \\ \hline \end{array}$	$\begin{array}{r} 6 \\ +5 \\ \hline \end{array}$	$\begin{array}{r} 8 \\ +7 \\ \hline \end{array}$	$\begin{array}{r} 5 \\ +7 \\ \hline \end{array}$	$\begin{array}{r} 10 \\ +1 \\ \hline \end{array}$

Subtraction Facts

Name: _____ Date: _____ Score: ____/3 min.

$\begin{array}{r} 20 \\ - 10 \\ \hline \end{array}$	$\begin{array}{r} 12 \\ - 4 \\ \hline \end{array}$	$\begin{array}{r} 11 \\ - 9 \\ \hline \end{array}$	$\begin{array}{r} 13 \\ - 9 \\ \hline \end{array}$	$\begin{array}{r} 14 \\ - 7 \\ \hline \end{array}$	$\begin{array}{r} 16 \\ - 8 \\ \hline \end{array}$	$\begin{array}{r} 12 \\ - 5 \\ \hline \end{array}$	$\begin{array}{r} 19 \\ - 9 \\ \hline \end{array}$
$\begin{array}{r} 12 \\ - 6 \\ \hline \end{array}$	$\begin{array}{r} 13 \\ - 5 \\ \hline \end{array}$	$\begin{array}{r} 14 \\ - 7 \\ \hline \end{array}$	$\begin{array}{r} 19 \\ - 10 \\ \hline \end{array}$	$\begin{array}{r} 14 \\ - 9 \\ \hline \end{array}$	$\begin{array}{r} 16 \\ - 6 \\ \hline \end{array}$	$\begin{array}{r} 14 \\ - 6 \\ \hline \end{array}$	$\begin{array}{r} 13 \\ - 4 \\ \hline \end{array}$
$\begin{array}{r} 15 \\ - 8 \\ \hline \end{array}$	$\begin{array}{r} 14 \\ - 5 \\ \hline \end{array}$	$\begin{array}{r} 16 \\ - 9 \\ \hline \end{array}$	$\begin{array}{r} 11 \\ - 1 \\ \hline \end{array}$	$\begin{array}{r} 13 \\ - 7 \\ \hline \end{array}$	$\begin{array}{r} 17 \\ - 8 \\ \hline \end{array}$	$\begin{array}{r} 13 \\ - 6 \\ \hline \end{array}$	$\begin{array}{r} 16 \\ - 7 \\ \hline \end{array}$
$\begin{array}{r} 15 \\ - 9 \\ \hline \end{array}$	$\begin{array}{r} 12 \\ - 6 \\ \hline \end{array}$	$\begin{array}{r} 16 \\ - 10 \\ \hline \end{array}$	$\begin{array}{r} 14 \\ - 4 \\ \hline \end{array}$	$\begin{array}{r} 13 \\ - 8 \\ \hline \end{array}$	$\begin{array}{r} 14 \\ - 8 \\ \hline \end{array}$	$\begin{array}{r} 17 \\ - 9 \\ \hline \end{array}$	$\begin{array}{r} 18 \\ - 10 \\ \hline \end{array}$
$\begin{array}{r} 14 \\ - 10 \\ \hline \end{array}$	$\begin{array}{r} 10 \\ - 4 \\ \hline \end{array}$	$\begin{array}{r} 18 \\ - 9 \\ \hline \end{array}$	$\begin{array}{r} 16 \\ - 8 \\ \hline \end{array}$	$\begin{array}{r} 15 \\ - 10 \\ \hline \end{array}$	$\begin{array}{r} 15 \\ - 7 \\ \hline \end{array}$	$\begin{array}{r} 17 \\ - 7 \\ \hline \end{array}$	$\begin{array}{r} 11 \\ - 6 \\ \hline \end{array}$
$\begin{array}{r} 17 \\ - 10 \\ \hline \end{array}$	$\begin{array}{r} 12 \\ - 2 \\ \hline \end{array}$	$\begin{array}{r} 11 \\ - 2 \\ \hline \end{array}$	$\begin{array}{r} 12 \\ - 7 \\ \hline \end{array}$	$\begin{array}{r} 18 \\ - 8 \\ \hline \end{array}$	$\begin{array}{r} 16 \\ - 7 \\ \hline \end{array}$	$\begin{array}{r} 11 \\ - 5 \\ \hline \end{array}$	$\begin{array}{r} 11 \\ - 3 \\ \hline \end{array}$
$\begin{array}{r} 11 \\ - 9 \\ \hline \end{array}$	$\begin{array}{r} 11 \\ - 10 \\ \hline \end{array}$	$\begin{array}{r} 12 \\ - 3 \\ \hline \end{array}$	$\begin{array}{r} 13 \\ - 10 \\ \hline \end{array}$	$\begin{array}{r} 13 \\ - 3 \\ \hline \end{array}$	$\begin{array}{r} 11 \\ - 7 \\ \hline \end{array}$	$\begin{array}{r} 12 \\ - 8 \\ \hline \end{array}$	$\begin{array}{r} 11 \\ - 4 \\ \hline \end{array}$
$\begin{array}{r} 19 \\ - 9 \\ \hline \end{array}$	$\begin{array}{r} 15 \\ - 5 \\ \hline \end{array}$	$\begin{array}{r} 11 \\ - 8 \\ \hline \end{array}$	$\begin{array}{r} 13 \\ - 3 \\ \hline \end{array}$	$\begin{array}{r} 12 \\ - 9 \\ \hline \end{array}$	$\begin{array}{r} 12 \\ - 10 \\ \hline \end{array}$	$\begin{array}{r} 15 \\ - 6 \\ \hline \end{array}$	$\begin{array}{r} 11 \\ - 6 \\ \hline \end{array}$